

PERMIT

CITY OF NAPOLEON - BUILDING DEPARTMENT

255 West Riverview Avenue, Napoleon, Ohio 43545 - 419-592-4010

Permit No. 01574 Issued 6-23-88
date

Job Location 618 Welsted Ave.
address

Lot 198 Sheffield 3rd Add
sub-div or legal discript

Issued By Eldon Huber
building official

Owner James Riebesel
name tel.

Address 618 Welsted Ave.

Agent Self
builder-eng.-etc. tel.

Address _____

Description of Use Residence

Residential 1
no. dwelling units

Commercial _____ Industrial _____

New _____ Add'n. Alter _____ Remodel _____

Mixed Occupancy _____

Change of Occupancy _____

Estimated Cost \$ 7300.00

FEE	BASE	PLUS	TOTAL
BUILDING	\$9.00	\$44.00	\$53.00
ELECTRICAL	\$15.00	\$6.00	\$21.00
PLUMBING			
MECHANICAL			
DEMOLITION			
ZONING			
SIGN			
WATER TAP			
SEWER TAP			
TEMP. ELECT.			
ADDITIONAL PLAN REVIEW	Struct. _____ hrs	Elect. _____ hrs	
TOTAL FEES.....			\$74.00
LESS MIN. FEES PAID _____			
			<small>date</small>
BALANCE DUE.....			

ZONING INFORMATION

district B	lot dimensions 66.17' X 131.18'	area 8680 S.F.	front yd 13.8'	side yds Existing 10'L 6.1'R	rear yd 52.3'
max hgt 35'	no pkg spaces 2-min	no ldg spaces	max cover 40	petition or appeal req'd	date appr

WORK INFORMATION:

Size: Length 24' Width 24' Stories 1 Ground Floor Area 612

Height 14' Building Volume (for demo. permit) _____ cu. ft.

Electrical: 2-circuit run from existing house panel
brief description

Plumbing: N/A
brief description

Mechanical: N/A
brief description

Sign: N/A Dimensions _____ Sign Area _____
type

Additional Information: See plan correction sheet 2-CAR GARAGE ADDITION

PAID

Date 6-23-88 Applicant Signature James Riebesel JUN 23 1988
owner-agent

INSPECTION RECORD

	UNDERGROUND			ROUGH-IN						FINAL		
	Type	Date	By	Type	Date	By	Type	Date	By	Type	Date	By
PLUMBING	Building Drains			Drainage, Waste & Vent Piping			Indirect Waste			Drainage, Waste & Vent Piping		
	Water Piping									Backflow Prevention		
	Building Sewer			Water Piping			Condensate Lines			Water Heater		
	Sewer Connection									FINAL APPROVAL		
MECHANICAL	Refrigerant Piping			Refrigerant Piping			Chimney(s)			Grease Exhaust System		
				Duct Furnace(s)			Fire Dampers			Air Cond. Unit(s)		
	Ducts/ Plenums			Ducts/ Plenums			<input type="checkbox"/> Radiant Htr(s) <input type="checkbox"/> Unit Htr(s)			Refrigeration Equipment		
				Duct Insulation			Pool Heater			Furnace(s)		
				Combustion Products Vents			Ventilation <input type="checkbox"/> Supply <input type="checkbox"/> Exhst.			FINAL APPROVAL		
ELECTRICAL	Conduits & or Cable			Conduits/ Cable			<input type="checkbox"/> Range <input type="checkbox"/> Dryer			Temp Service Temp Lighting		
	Grounding & or Bonding			Rough Wiring			<input type="checkbox"/> Generator(s) <input type="checkbox"/> Motors			Fixtures Lampholders		
	Floor Ducts Raceways			Service Panel Switchboard			<input type="checkbox"/> Water Htr <input type="checkbox"/> Welder			Signs		
	Service Conduit			Busways Ducts			<input type="checkbox"/> Heaters <input type="checkbox"/> Heat Cable			Electric Mtr. Clearance		
	Temporary Power Pole			Subpanels			<input type="checkbox"/> Duct Htr(s) <input type="checkbox"/> Furnace(s)			FINAL APPROVAL		
BUILDING	Location, Set-backs, Esmt(s)	6/29	SH	Exterior Wall Construction		SH	Roof Covering Roof Drainage		SH	Smoke Detector		SH
	Excavation	6/29	SH				Exterior Lath			Demolition (sewer cap)		
	Footings & Reinforcing						<input type="checkbox"/> Interior Lath <input type="checkbox"/> Wallboard					
	Floor Slab			Interior Wall Construction			Fire Wall(s)			Building or Structure		
	Foundation Walls			Columns & Supports			Fireplace Chimney					
	Sub-soil Drain			Crawl Space <input type="checkbox"/> Vent <input type="checkbox"/> Access			Attic <input type="checkbox"/> Vent <input type="checkbox"/> Access					
	Piles			Floor System(s)						FINAL APPROVAL BLDG. DEPT.	11/9	SH
			Roof System		SH	Special Insp Reports Rec'd			Certificate of Occupancy Issued			
ADDITIONAL	INSPECTIONS, CORRECTIONS, ETC.						INSPECTIONS, CORRECTIONS, ETC.					

RESIDENTIAL PLAN CORRECTION SHEET

CITY OF NAPOLEON
255 West Riverview Ave.
Napoleon, Ohio 43545
419/592-4010

ADDENDUM TO Permit No. 01574
Owner JAMEL RIEDESEL
Contractor SELF
Location 618 WELSTEDT

Please note the items checked below and incorporate them into your plans as indicated: PERMIT NOT YET ISSUED, CORRECT PLANS AND RE-SUBMIT. PERMIT ISSUED, INCORPORATE ITEMS DURING CONSTRUCTION.

GENERAL					
<input checked="" type="checkbox"/>	Provide approved smoke detector(s) as req'd.		Show size of members supporting porch roof.		
	Provide 1/2" gypsum wallboard between dwelling and garage, on garage side.		Provide double top plate for all bearing partitions and exterior walls.		
	Provide min. 1 3/8" solid wood door from garage to dwelling. (or equal)		Provide design data for prefab wood truss.		
	Submit fully dimensioned plot plan.		Ceiling joists undersized in _____.		
	Provide min. of 1-3'0" x 6'8" exit door.		Roof rafters undersized in _____.		
	Provide min. 22" x 30" attic access opening.		PLUMBING AND MECHANICAL		
	Provide min. 18" x 24" crawl space access opening.		Terminate all exhaust systems to outside air.		
	Provide approved sheathing or flashing behind masonry veneer.		Insulate ducts in unheated areas.		
	Provide min. 15# underlayment on roof.		Provide backflow prevention device on all hose bibs.		
	Provide adequate fireplace hearth.		Terminate pressure and temperature relief valve drain in an approved manner.		
	Install factory built fireplaces/stoves according to manufacturers instructions.		Provide dishwasher drain with approved air gap device.		
	Terminate chimney 2' above roof or 2' above highest point of building within 10' of chimney.		METAL VENEERS		
	LIGHT AND VENTILATION		Contact City Utilities Dept. to remove conductors and/or meter.		
	Provide mechanical exhaust or window in bathroom		Provide approved system of grounding and bonding.		
<input checked="" type="checkbox"/>	Provide min. <u>147</u> Sq. In. net free area attic ventilation. <u>1120 RIDGE</u>		ELECTRICAL		
	Provide min. _____ Sq. In. net free area crawl space ventilation.		Show location of service entrance panel and service equipment panel.		
	FOUNDATION		G. F. C. I. req'd. on temporary electric.		
	Min. depth of foundation below finished grade is 32".		<input checked="" type="checkbox"/> Outdoor, bathroom and garage receptacles shall be protected by G. F. C. I.		
	Min. size of footer _____ " x _____ ".		Maximum number of receptacles permitted on a G. F. C. I. circuit shall be 10 for 20 A. circuits and 7 for 15A. circuits.		
	Provide anchor bolts, 1/2" @ 6' o.c. 1' from each corner. Embedded 7" in concrete and 15" in masonry.		Refrigerators, microwaves, washers, disposal, furnace and air conditioners shall be on separate circuits.		
	Show size of basement columns.		INSPECTIONS		
	FRAMING		The following indicated inspections are required. The owner or his agent shall contact the City Building Dept. at least 24 hrs prior to the time the inspection is to be made.		
	Show size of wood girder in _____.		<input checked="" type="checkbox"/>	Footers and Setbacks.	Building sewer.
	Provide design data for structural member in _____.		<input checked="" type="checkbox"/>	Foundation.	HVAC rough-in.
	Floor joists undersized in _____.			Plumbing rough-in.	<input checked="" type="checkbox"/> Final Building
	Provide double joists under parallel bearing partitions.			Plumbing final.	other,
<input checked="" type="checkbox"/>	Provide 1" x 4" let in corner bracing, approved sheathing, or equal.			Electrical service.	<input checked="" type="checkbox"/> <u>BUILDING FRAMING</u>
	Show size of headers for openings over 4' wide _____.		<input checked="" type="checkbox"/>	Electrical rough-in.	
			<input checked="" type="checkbox"/>	Electrical final	

Additional Corrections. SLOPE CONC. FLOOR TO DRAIN TO O.H. DOOR, PROVIDOR TRUSS DIAGRAM FOR APPROVAL BEFORE SETTING TRUSSES

The approval of plans and specifications does not permit the violation of any section of the Building Code or other City Ordinance. This addendum is attached to Permit No. 01574 and made a part thereof. DATE APPROVED OR DISAPPROVED 6-23-88 Checked by Eden Stern Plan Examiner.

DATE RECHECKED AND APPROVED _____

Checked by _____

PERMIT

CITY OF NAPOLEON - BUILDING DEPARTMENT

01574 255 West Riverview Avenue, Napoleon, Ohio 43545 - 419-592-4010

Permit No. [REDACTED] Issued 6-23-88
date

Job Location 618 WELLS RD
address

Lot 198 SHEFFIELD 3RD ADD
sub-div or legal discript

Issued By EH
building official

Owner JAMES RIEBESAL
name tel.

Address 618 WELLS RD

Agent SELF
builder-eng-etc. tel.

Address _____

Description of Use RESIDENCE

Residential 1
no. dwelling units

Commercial _____ Industrial _____

New _____ Add'n. X Alter _____ Remodel _____

Mixed Occupancy _____

Change of Occupancy _____

Estimated Cost \$ 7300.⁰⁰

FEES	BASE	PLUS	TOTAL
<input checked="" type="checkbox"/> BUILDING	9.00	44.06	53.00
<input checked="" type="checkbox"/> ELECTRICAL	15.00	6.00	21.00
<input type="checkbox"/> PLUMBING			
<input type="checkbox"/> MECHANICAL			
<input type="checkbox"/> DEMOLITION			
<input type="checkbox"/> ZONING			
<input type="checkbox"/> SIGN			
WATER TAP			
SEWER TAP			
TEMP. ELECT.			
ADDITIONAL PLAN REVIEW	Struct. _____ hrs	Elect. _____ hrs	
TOTAL FEES.....			74.00
LESS MIN. FEES PAID _____			
BALANCE DUE.....			

ZONING INFORMATION

district	lot dimensions	area	front yd	side yds	rear yd
B	66.17' x 131.18'	8680 S.F.	13.8' EXISTING	10' L 6.1' R	52.3'
max hgt	no pkg spaces	no ldg spaces	max cover	petition or appeal req'd	date appr
35'	2-MIN		40		

WORK INFORMATION:

Size: Length 24' Width 24' Stories 1 Ground Floor Area 612

Height 14' Building Volume (for demo. permit) _____ cu. ft.

Electrical: 2-CIRCUITS RUN FROM EXISTING HOUSR PANEL
brief description

Plumbing: NA
brief description

Mechanical: NA
brief description

Sign: NA Dimensions _____ Sign Area _____
type

Additional Information: SEE PLAN CORRECTION SHEET

Date _____ Applicant Signature _____
owner-agent

CITY OF NAPOLEON
BUILDING INSPECTION DEPARTMENT
APPLICATION FOR BUILDING PERMIT
(Please print or type)

The undersigned hereby makes application for construction, installation, or alteration work as herein specified, agreeing to do all such work in strict accordance with the City of Napoleon's adopted Building Codes.

Location of project 617 Wolsted Cost of project X 7300.00
Owner's Name James Riebesel Address 617 Wolsted
Contractor SELF Telephone No. 592-3255
Address _____

Lot Information: (Not required for siding job)

Lot No. 198? Subdivision Sheffields 3rd Addition
Zoning District B Lot Size 66 ft. X 131.7 ft. Area _____ sq. ft.
Setbacks: Front X Right Side X Left Side X Rear X

Work Information:

Residential X Commercial _____ Industrial _____
New Construction _____ Addition X Remodel _____
Accessory Building _____ Siding WOOD
(Specific Type)

Brief Description of Work: ----- ATTACHED GARAGE

Size: Length 24 Width 24 No. of Stories 1
Area: 1st Floor _____ sq. ft. Basement _____ sq. ft.
2nd Floor _____ sq. ft. Accessory Bldg. _____ sq. ft.
3rd Floor _____ sq. ft. Other _____ sq. ft.

Additional Information: Attached Garage

APPLICATION FOR PERMIT SHALL BE ACCOMPANIED BY TWO COMPLETE SETS OF PLANS INCLUDING: ELEVATIONS, FLOOR PLANS, CROSS SECTIONS AND PLOT PLAN. IF ADDITION OR REMODELING, SHOW ALL EXISTING STRUCTURES AND THEIR SIZE AND LOCATION. ALL PLANS SHALL BE DRAWN TO SCALE.

Date 6-15-88 Applicant's Signature James Riebesel

PERMIT NO. _____
PERMIT FEE \$ _____

CITY OF NAPOLEON
BUILDING INSPECTION DEPARTMENT
APPLICATION FOR ELECTRICAL PERMIT
(Please print or type)

The undersigned hereby makes application for installation or replacement of electrical equipment as herein specified, agreeing to do all such work in strict accordance with the City of Napoleon's adopted Electrical Codes.

Owner's Name James Riebasel Address 618 Welsted

Electrical Contractor Self Telephone No. 592-3255

Address _____

General Contractor _____ Telephone No. _____

Address _____

Location of Project 618 Welsted Cost of Project ✓

Work Information:

Residential X Commercial _____ Industrial _____

No. Units _____

New _____ Service Change _____ Rewiring _____ Additional Wiring X

Brief Description of Work: Wire Garage

Size of proposed service entrance _____ Number of new circuits 2

Type of proposed service entrance _____ Underground _____ Overhead _____

Require Temporary Electric _____ (Yes or No)

Total Floor Area - Commercial and Industrial only _____ sq. ft.

Additional Information: _____

*Ground fault circuit interrupter protection is required on all 120-volt single phase, 15 and 20 amp. Circuits which are part of a temporary electric service; and also on bathroom, outdoor, and garage receptacles in all dwelling units. Art. 220-8 N.E.C.

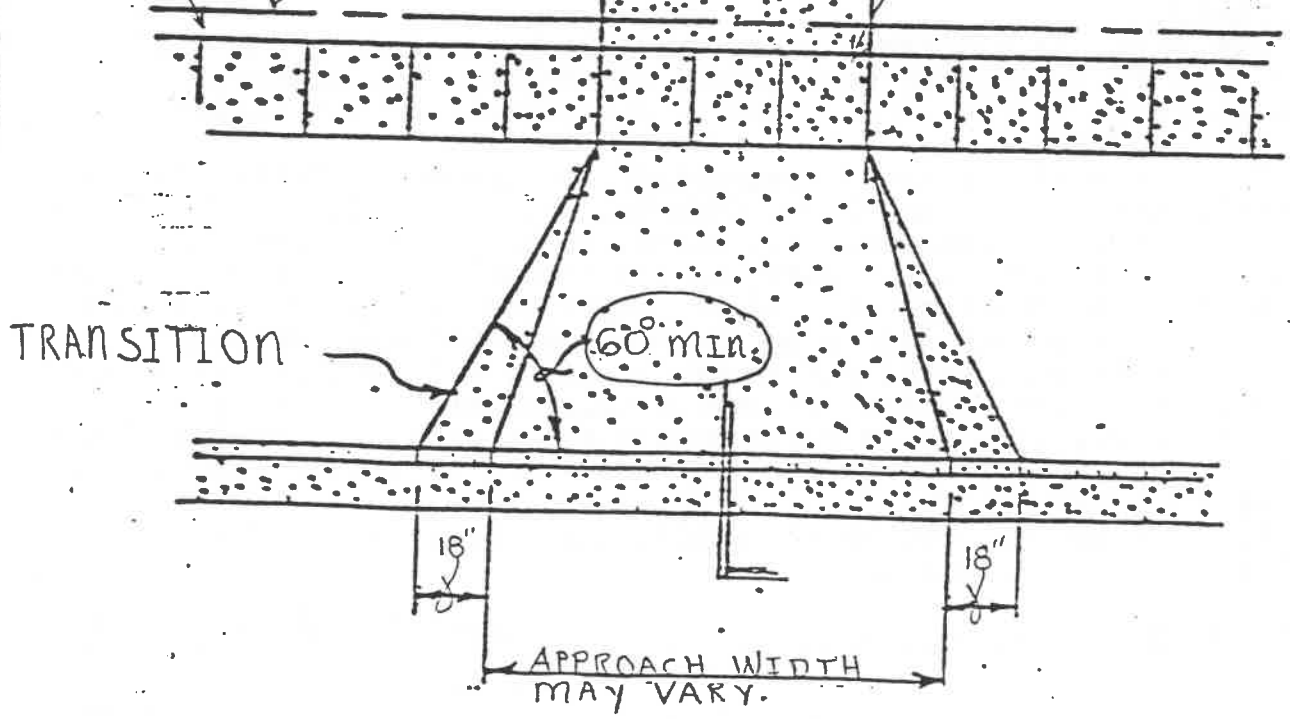
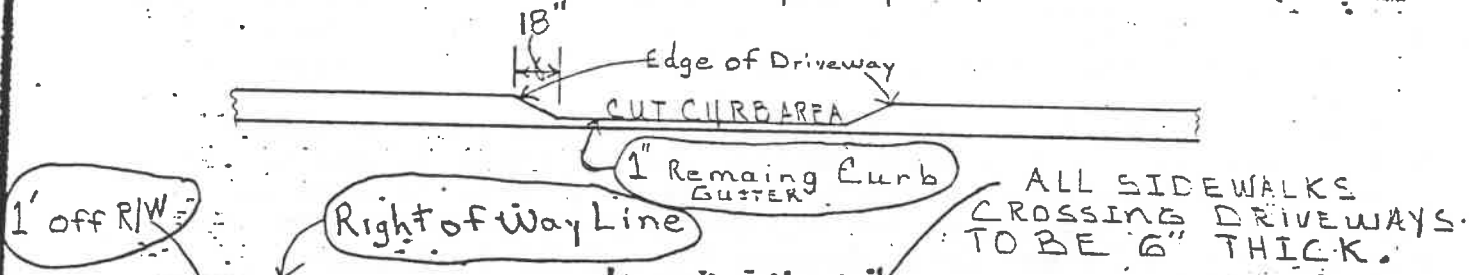
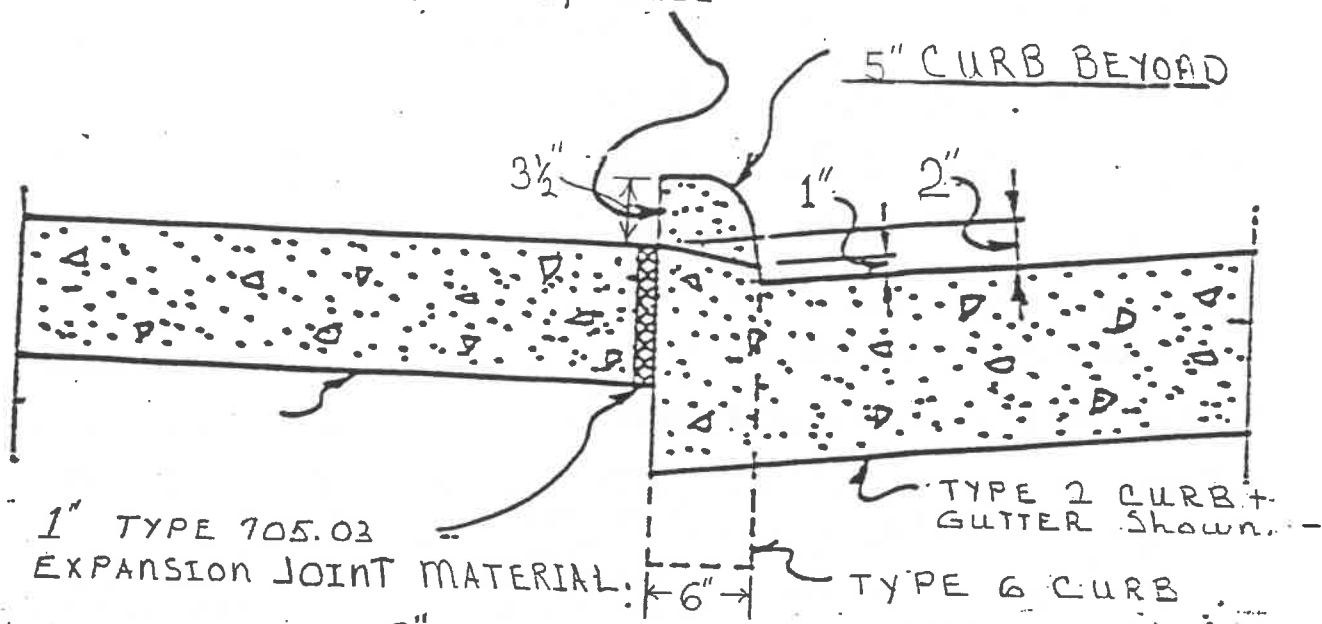
Application for permit shall be accompanied by two complete sets of plans including: Electrical layout and riser diagram. (For commercial and industrial work only).

date 6-15-88

Applicant's Signature James Riebasel

PERMIT NO. _____
PERMIT FEE \$ _____

TRANSITION FROM STANDARD:
 CURB SECTION TO DROP CURB
 SECTION TO BE MADE IN 18"
 DISTANCE FROM DRIVEWAY EDGE



DROP CURB DETAIL AT DRIVEWAYS

I-25-89 CITY OF NAPOLEON, ENGINEERING DEPT DWG. NO.

DRIVEWAY, CURB CUT AND / OR SIDEWALK PERMIT

FEE AMOUNT _____ DATE PAID 9-12/94 PERMIT NO. _____

OWNER Jim Riebese CONTRACTOR _____

ADDRESS 618 Welsted ADDRESS _____

PHONE () 592-3255 PHONE () _____

DATE _____ CONTRACTOR'S REGISTRATION NO. _____

LOT _____ BLOCK _____ SUBDIVISION _____

PROJECT ADDRESS OF PROPOSED WORK _____

THIS WORK WILL BE COMPLETED BY THIS DATE _____

AGREEMENT (WORK SHALL NOT BEGIN UNTIL THE PERMIT IS RECEIVED)
I, Jim Riebese have applied to the City of Napoleon, Ohio for a permit to repair _____; reset _____; reconstruct X; or construct _____; a _____ in the public right-of-way adjacent to _____ street for the purposes described in this application. In consideration of the City's issuance of the permit, I, as owner/contractor responsible for the work, do hereby agree as follows:

- 1) That all work, including barricading the work area to protect pedestrians and the traveling public, and all backfill and repair to pavement and lawn areas disturbed by the work, will be done in conformity with applicable law and regulations, specifically, the provisions of Napoleon Code, Chapter 90, and the regulations of the City Engineer.
- 2) That all work, as indicated above, will be performed in the time provided, and in conformity with lawful conditions, and standard drawings included in the permit, and to protect the public health, safety and welfare.
- 3) That I, as owner/contractor responsible for the work, hereby agree to indemnify the City of Napoleon, Ohio for all damage to its property, and hold the City harmless from all claims suits, losses, and expenses it may incur to persons not a party to the Agreement arising out of the activities of the applicant, his agent, employees, or contractors, in connection with a permit issued on the basis of this application.
- 4) That this Agreement shall not be construed as a limitation of the authority of the City Engineer to revoke this permit because of the applicant's or his agent's or contractor's failure to comply with state and local laws; regulations or conditions in this permit; or any other lawful basis of revocation.
- 5) That the statements made in the application are true and correct, to the best of my knowledge.

APPLICANT: Pat Riebese DATE: Sept 12 1994

INSPECTED BY: _____ DATE: _____

NOTES:

